




<u>Days</u>	<u>11:00-11:40</u>	<u>12:00-12:40</u>	<u>14:00-14:40</u>
<u>Monday</u>	<p>*Our morning session we will welcome the kids by taking attendance, thereafter we will sing and dance to our morning warm up song: https://youtu.be/NwT5oX_mqS0.</p> <p>*Circle Time: We will do the Weather, while singing the weather song, Hikmet will be the calendar helper today, followed by the days of the week and the months of the year.</p> <p>*Lesson: Kids will present their book reports on the book Called "<u>The Enormous Turnip</u>" https://youtu.be/jhw_IzJdVuU.</p>  <p>*Followed by kids will bring their favorite books to school and each day one kid will present and read and share their book with the class.</p>	<p>*Lesson: Kids will do their journals, sharing what they did Over the weekend with their Class mates.</p> <p>*Activity: Draw a picture of what you did over the weekend. Items needed: A4 paper and color pencils.</p> 	<p>*Yoga: We will do a yoga class with the kids following a YouTube called. "<u>Yoga for Kids</u>" Mums can join the fun too.</p> <p>https://youtu.be/X655B4ISakg</p> 


Tuesday

*Our morning session we will welcome the kids by taking attendance, thereafter we will sing and dance to our morning warm up song:

https://youtu.be/NwT5oX_mqS0.

*Circle Time: We will do the Weather, while singing the weather song, Asya will be the calendar helper today, followed by the days of the week and the months of the year.

* Lesson: What do plants need? We will learn what elements plants need to survive. Using the link below <https://youtu.be/dUBIQ1fTRzI>



*Lesson: Plant a Seed. We going to learn how to plant a bean in a jar and watch how it grows. This video is going to help us learn how seeds grow into plants.

<https://youtu.be/tkFPyue5X3Q>

*Activity: Planting beans in a jar

*Items Needed: a jar, cotton wool and some beans



*Lesson: Phonics. Today we will introduce the phonics song to the kids.

*The activity for our phonics class will consist of allowing kids to collect an item starting with these 6 letters of the alphabet.

*Items needed: Find 1 item in your home that start with the letters **M, N, O, P, Q** and **R**.

<https://youtu.be/BELIZKpi1Zs>

